



Homeschool Foundations Welcome Kit

Homeschooling Approaches

Welcome!







You've made an incredible decision—one that gives your family the power to redefine what education looks and feels like. Whether you're new to this path or seeking to deepen your approach, this Welcome Kit is your foundation for success.


What's Inside This Kit:

- Popular Homeschooling Philosophies (at a glance)
- Know the Legal Requirements
- How to Choose the Right Curriculum
- Set Up Your Schedule + Learning Space
- Support Networks & Tools

1 Popular Homeschooling Philosophies

Every family and learner is different. Here's a snapshot of common styles to help you identify what resonates:

Philosophy	Best For	Key Features
 Charlotte Mason	Families who value literature and nature	Living books, nature walks, narration
 Classical	Structure-loving learners	Three stages: Grammar, Logic, Rhetoric
 Unschooling	Curious, independent kids	Child-led, interest-based exploration
 Eclectic	Mix-and-match thinkers	Combines multiple styles and resources
 Virtual Schooling	Flexibility with structure	Online public or private programs
 University-Model®	Hybrid learners	Blend of home and classroom instruction

 Want to find the best fit for you? Try this [Homeschool Method Quiz](#).

2 Know the Legal Requirements in Your State

Homeschooling is legal in all 50 states—but each has its own rules. Some require notification or portfolios, others don't.

 Find your state's homeschool laws:  [HSLDA Legal Map](#).

3 Choosing the Right Curriculum

Consider your:

- Child's learning style ([Not sure? Take our quiz](#))
- Your teaching preference ([Take our teaching style quiz](#))
- Budget (Free resources vs. all-in-one packages)

☀️ Start with a trusted curriculum finder: [Cathy Duffy's Top Picks](#).

4 Set Up Your Schedule + Learning Space

🏠 You don't need a Pinterest-perfect setup—just something functional and inspiring.

Tips:

- Choose a cozy corner with natural light
- Use bins or carts for easy resource rotation
- Create a rhythm that fits your life (4-day week? Mornings only?)

📅 Sample Planning Approaches:



- Daily Blocks (AM: Language Arts / PM: Science)
 - Loop Schedules (Rotate subjects over 2–3 days)
 - Interest Days (One day per week for free learning)
-

5 Build Your Support Squad

You don't have to do this alone.

👥 Online + Local Support:

- 💬 [Facebook: Homeschooling Made Simple Group](#)
- 🍪 [Find a University-Model® School](#)

-  [K12 Virtual School Finder](#)
-  [Find a Local Homeschool Co-op](#)

You're Already Winning

Homeschooling isn't about doing it "right." It's about doing it with intention, connection, and joy.

Help us improve our resources — [leave feedback!](#)

