









Unschooling Adventure Tracker: **Curiosity in Action**


The Unschooling Explorer


This tracker is designed to capture the magic of child-led learning, celebrate discoveries, and provide a roadmap for ongoing exploration. It turns unschooling moments into a rich record of growth, curiosity, and creativity.


Adventure Log


-  **Date**
 -  **Interest / Topic Explored**
 -  **Activity / Experience Description**
 -  **Resources Used** (Books, Kits, People, Places)
 -  **What I Learned / Observed**
 -  **Next Steps / Ideas for Exploration**
-


How to Use


 **Date:** Record the day of the adventure or learning activity. Keeping chronological notes helps track growth and evolving interests.

 **Interest / Topic Explored:** Note what sparked curiosity—anything from dinosaurs, music, or space to cooking, coding, or local history.


 **Activity / Experience Description:** Describe the hands-on experience. Examples: built a model volcano, listened to jazz improvisation, conducted a backyard science experiment, visited a museum, or interviewed an expert.

 **Resources Used:** Include books, [KiwiCo Science & Art Kits](#), [Khan Academy](#), [Coursera](#), mentors, field trips, or local experts that enriched the experience.

 **What I Learned / Observed:** Reflect on discoveries, questions that arose, or skills developed. Consider noting unexpected outcomes or surprises.


 **Next Steps / Ideas for Exploration:** Brainstorm follow-up adventures. Could this curiosity lead to a mini-project, a new hobby, or an extended learning journey?


Tips for Maximum Value

 **Encourage Journaling:** Let your child illustrate or write short reflections—turning each entry into a keepsake of their learning journey.

 **Integrate Multimedia:** Add photos, videos, or sketches to enrich documentation.

 **Follow Curiosity Threads:** Use *Next Steps* to build small, interconnected projects that expand on your child's interests.

 **Celebrate Discoveries:** Highlight moments of excitement, mastery, or creative breakthroughs with stickers, emojis, or badges.

 **Review Monthly:** Reflect on trends in interests, repeated themes, and skills growth to guide future unschooling adventures.

✨ This **Unschooling Adventure Tracker** transforms spontaneous exploration into a rich, reflective, and actionable record—empowering curiosity while creating a meaningful narrative of learning. 🌱 ✨

Help us improve our resources — [leave feedback!](#)

